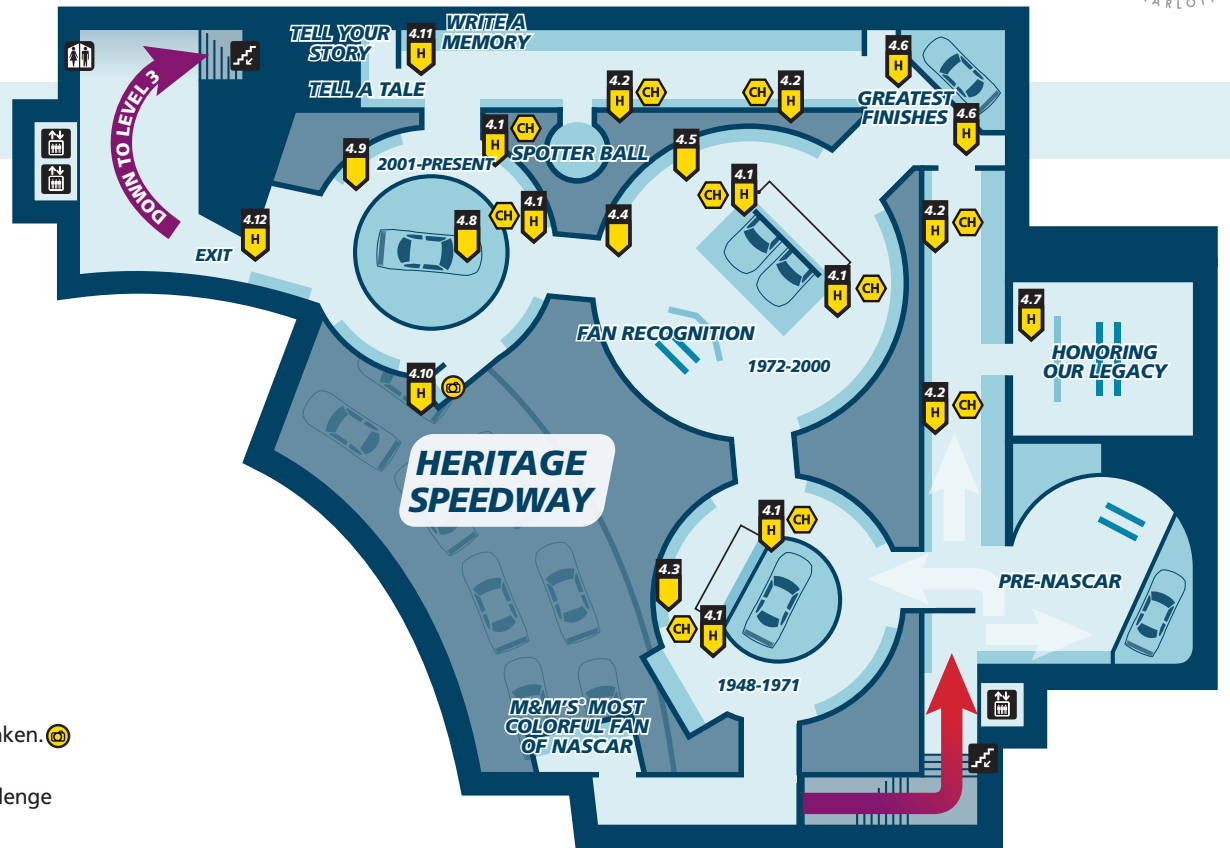


INSIDE THE NASCAR HALL OF FAME®



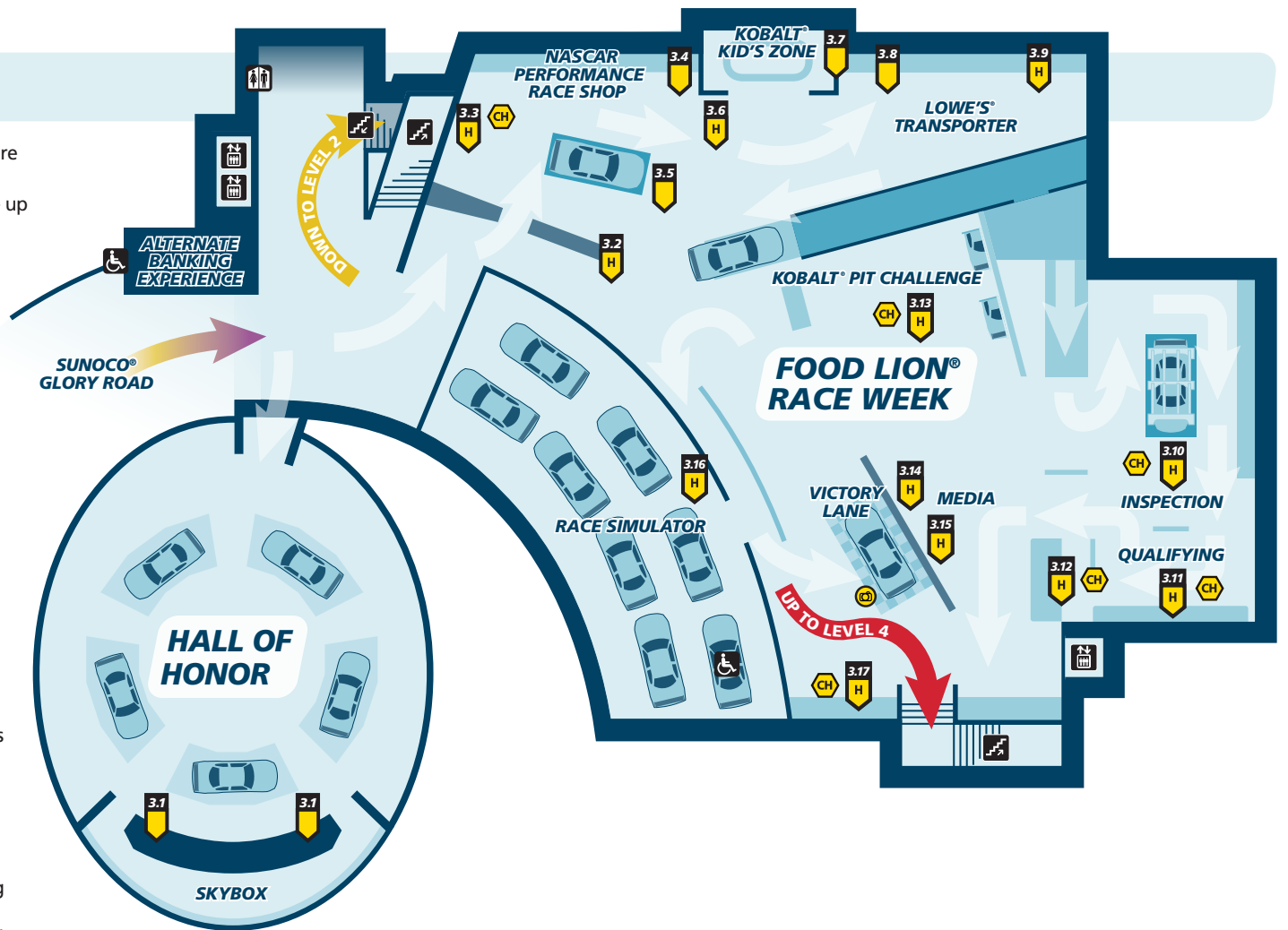
LEVEL 4

- 4.1/Milestone Moments** (100 Challenge Points): Located on each of the three platforms, explore a timeline of NASCAR history and test your knowledge by matching pictures and video with historic events.
- 4.2/Ultimate Fan Guide** (100 Challenge Points): Located throughout the displays in the corridors, these four stations provide detailed information on races, drivers and the trophies on display. Play NASCAR trivia to prove how much you know.
- 4.3/Frances Flock Scrapbook:** Get an up close view of a scrapbook that was put together by NASCAR driver Tim Flock's wife.
- 4.4/Dynamic Design:** Learn about the Aero Wars and modify a car to improve aerodynamics.
- 4.5/Greatest Media Moments:** Listen to radio broadcasts and watch television coverage of NASCAR's most exciting moments.
- 4.6/Greatest Finishes:** Select and watch some of NASCAR's most exciting finishes.
- 4.7/Honoring Our Legacy:** Recognize the contributions of those in the sport who are no longer with us.
- 4.8/NASCAR Sprint Cup Series Car:** See the technical and safety features of today's race car.
- 4.9/Crash Types:** Learn about the types of crashes that NASCAR R&D reviews to improve safety.
- 4.10/Flag Stand:** Wave a race flag and feel the wind rush by as you get your photo taken.
- 4.11/Tell Your Story:** Record your favorite NASCAR memory and save it to your Hard Card.
- 4.12/Finish Line:** See how many points you earned in the NASCAR Hall of Fame Challenge and what you saved to your Hard Card.



LEVEL 3

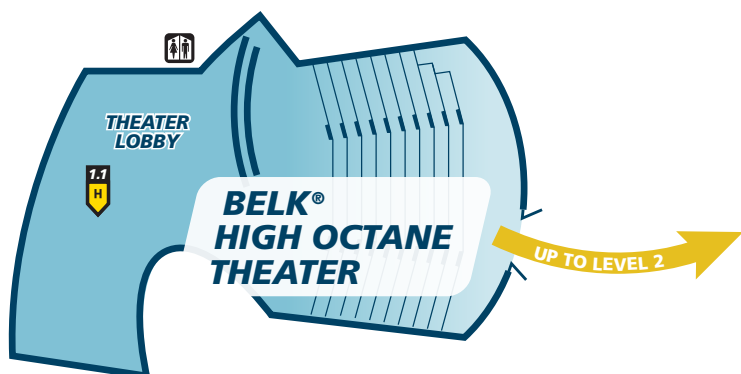
- 3.1/Hall of Honor Directory:** Watch videos, view pictures and learn more about the NASCAR Hall of Fame Inductees.
- 3.2/Food Lion® Race Week Entry:** Learn about the activities that make up the Food Lion® Race Week Team Assignment.
- 3.3/NASCAR Performance Shop Strategy** (100 Challenge Points): Set up the tire pressure, shocks and springs for an upcoming race based on input from your driver, crew chief and engineer.
- 3.4/Engine Dyno:** Rev up an engine and learn how teams maximize performance.
- 3.5/Tear Down Cart:** Scan car parts and learn how teams check them to see if they are usable for another race.
- 3.6/Car Appearance:** Design your own car and save the results to your Hard Card.
- 3.7/Horsepower:** Crank the wheel and race against your friend to create the most horsepower.
- 3.8/Track & Shop Map:** Look up tracks and shops by area and save the information to your Hard Card.
- 3.9/Shock Dyno:** Experience how shocks are tested on a dyno that simulates conditions at Charlotte Motor Speedway.
- 3.10/Inspection** (100 Challenge Points): Conduct either pre- or post- race inspections to see if a car is within regulation.
- 3.11/Qualifying** (100 Challenge Points): Take your fastest lap as you attempt to qualify for the big race.
- 3.12/Penalties and Scoring** (100 Challenge Points): Look for infractions on pit road and track the order of cars.
- 3.13/Kobalt® Pit Challenge** (100 Challenge Points): Get in the pits and see how fast you can jack up a car, change a tire and add fuel.
- 3.14/Call a Race-Radio:** Practice being a radio broadcaster and paint a picture with words for the listeners.
- 3.15/Call a Race-Television:** Practice being a TV broadcaster by adding commentary to the video.
- 3.16/Race Day Simulator:** Get behind the wheel and see if you have what it takes to be a NASCAR driver.
- 3.17/Team Assignment:** Find out what job you are most-suited for based on how well you did throughout Food Lion® Race Week.



Alternate Banking Experience: For guests unable to walk up the high banks of Glory Road.

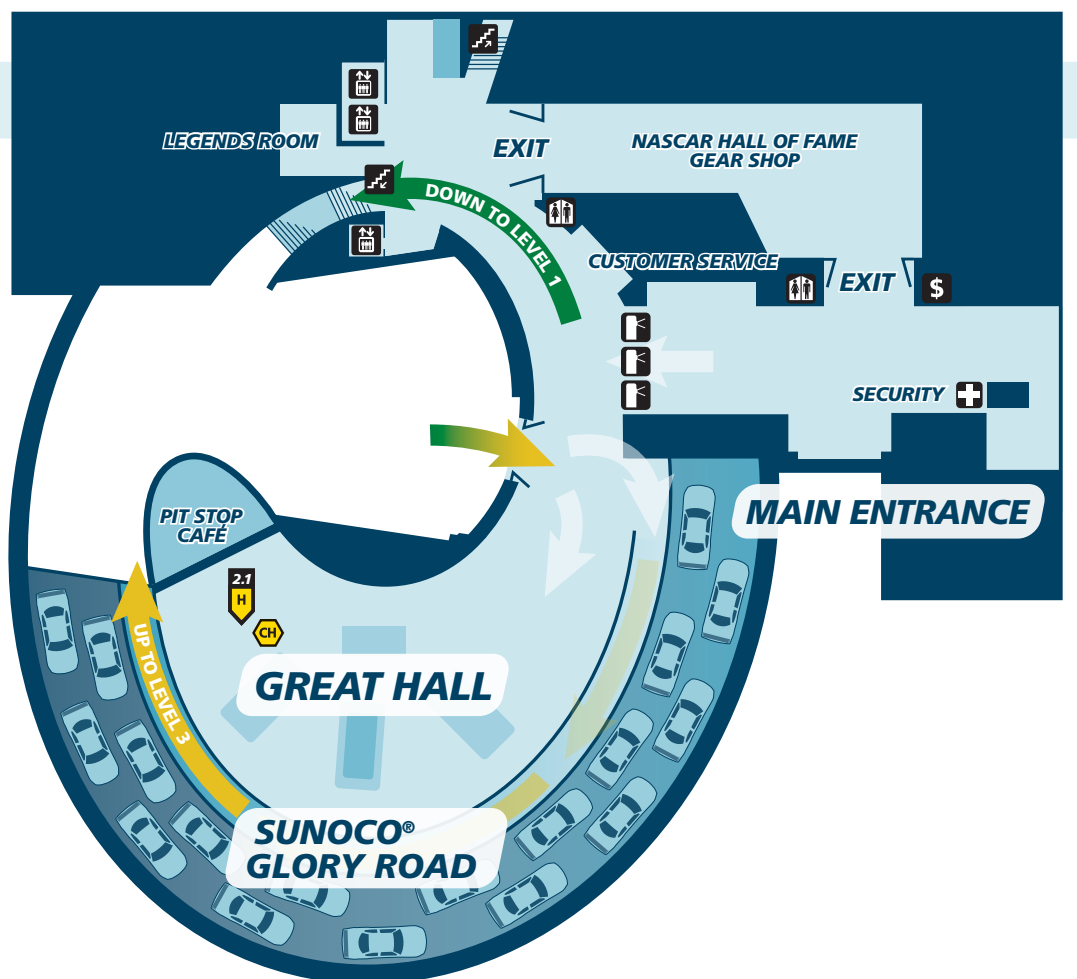
LEVEL 1

- 1.1/Hard Card Check-In:** Begin your visit by registering your Hard Card.

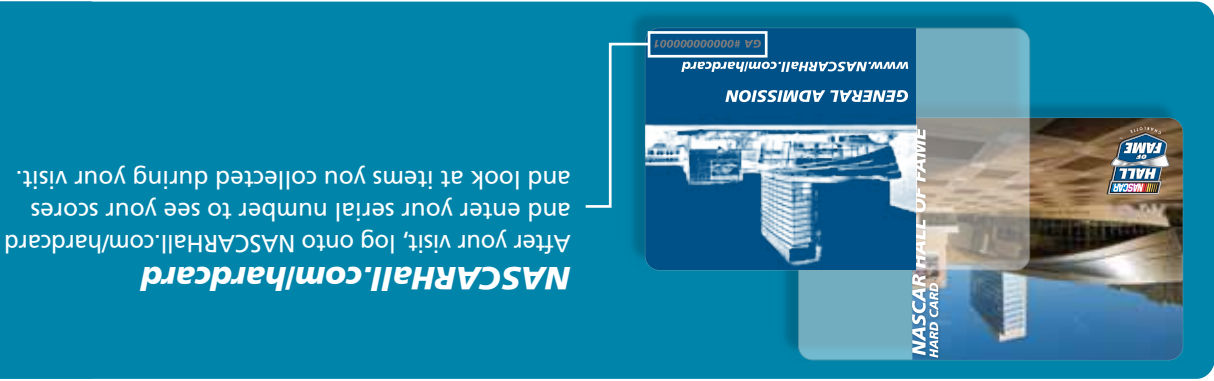



LEVEL 2

- 2.1/NASCAR Hall of Fame Showdown** (100 Challenge Points) **and Voice Your View:** Earn points and compete against other guests by testing your NASCAR knowledge in a trivia race to the finish line and voice your opinion on NASCAR topics. The results are displayed on the Fan Billboard for all to see.



ACCESS	TURNSTILE
ATM	RESTROOMS
ELEVATOR	NASCAR HALL OF FAME CHALLENGE
FIRST AID	PHOTO SITE
STAIRWELL	HARD CARD STATION



NASCARhall.com/hardcard
 After your visit, log onto NASCARhall.com/hardcard and enter your serial number to see your scores and look at items you collected during your visit.



Check your progress and compare your Challenge score with other guests by clicking *Check Your Hard Card* at stations with Hard Card activities.

Compete against other guests for the high score of the day in the NASCAR Hall of Fame Challenge. Earn up to 800 points at eight (8) different stations marked on the map that test your skill, knowledge and performance.

NASCAR Hall of Fame Challenge

- Compete in six (6) activities to determine which position on a team suits you best:
- Strategy
 - Penalties and Scoring
 - Kobalt® Pit Challenge
 - Race Day Simulators
 - Qualifying
 - Inspection
 - Strategy

Food Lion® Race Week Team Assignment



- Personalize your experience by entering your name and selecting a NASCAR legend as your host
- Work towards your Team Assignment in Food Lion® Race Week
- Earn points in the NASCAR Hall of Fame Challenge
- Collect information and images that you can access from your personal computer

Using Your Hard Card

GAIN ACCESS TO A WORLD OF HIGH-OCTANE FUN



GENERAL INFORMATION

- Membership** – Upgrade your ticket today to enjoy unlimited visits to the NASCAR Hall of Fame for one year. See Customer Service on Level 2 for details.
- Baby Strollers** – We welcome baby strollers. Peak attendance periods may require restricted stroller use in certain areas.
- Lost and Found** – Recovered items may be claimed at Customer Service. Lost items will be reserved for 30 days.
- First Aid** – In case of needed medical attention, contact a Crew Member for further assistance. Or, you may stop by the Security/First Aid office located on Level 2.
- Photography** – Use of cameras and/or other forms of videography is permitted.
- Parking** – Customers who park at the NASCAR Hall of Fame parking deck (Brevard St.) can stop by the Customer Service desk to have their parking pass validated for a discount on parking.
- Food and Drink** – No outside food or drink may be brought into the NASCAR Hall of Fame.
- Wheelchairs** – The NASCAR Hall of Fame meets all A.D.A. requirements for wheelchair accessibility. A limited number of wheelchairs for use are available at Customer Service on a first-come, first-served basis.
- Hours of Operation** – Please check our website (NASCARHall.com) for daily operating hours.
- Preserving History** – The NASCAR Hall of Fame is proud to display many iconic cars and artifacts. For their safety and yours, and to preserve them for future generations, please refrain from touching them.
- Restrooms** – Located on all levels with baby changing stations located on the 3rd and 4th levels.

400 E. Martin Luther King Jr. Blvd. Charlotte, NC 28202
 704.654.4400 / NASCARHall.com.



A MAP FOR EVERYTHING, INCLUDING PIT STOPS.

